



Pluslife MTBC Card

Mycobacterium tuberculosis complex

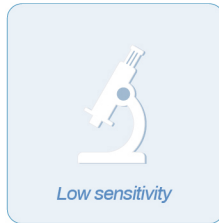


A rapid, accurate, on-site POC molecular test for Tuberculosis

Current Challenges



Culture

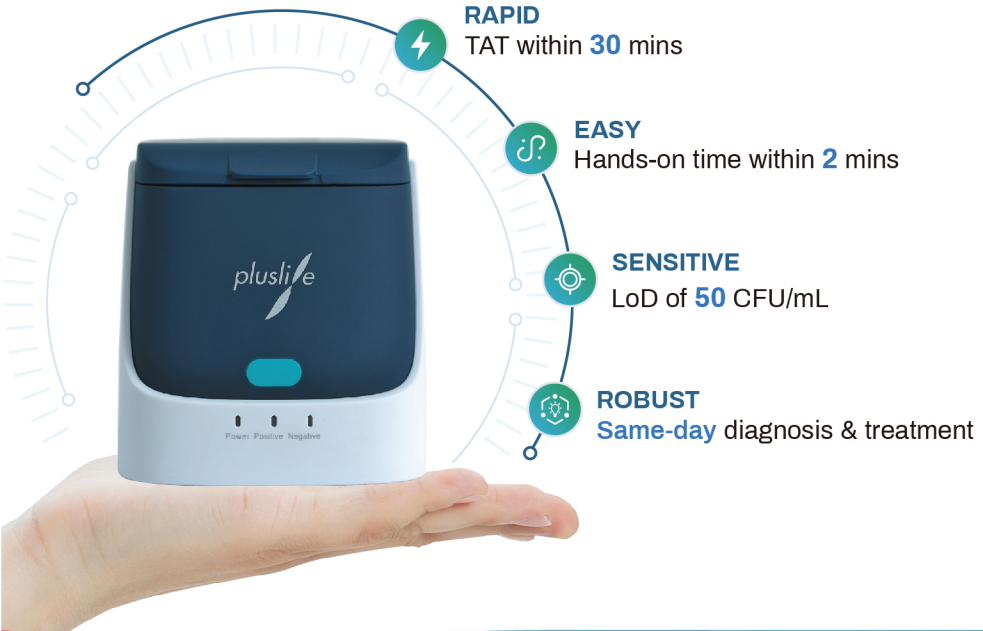


Smear microscopy



PCR testing

Pluslife Solution



RAPID
TAT within **30** mins

EASY
Hands-on time within **2** mins

SENSITIVE
LoD of **50** CFU/mL

ROBUST
Same-day diagnosis & treatment

pluslife

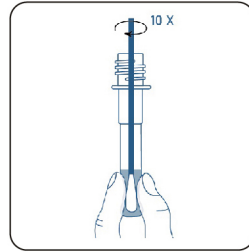
Power Passive Negative

Test Procedure



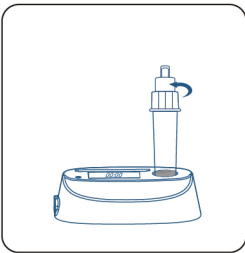
1. Collect Sample

Collect sputum sample and prepare sputum-containing swab



2. Mix Sample

Insert the swab into sample tube, mix and squeeze 10 times, and dispose



3. Treat Sample

Place the tube in the Pluslife Dry Bath Incubator for preheating



4. Run Test

Transfer the sample to the reaction card and insert it into device to start the test.

Result Output



✓ Mini Dock



✓ PC Software



✓ Mobile App

Application



Hospitals



Clinics



Test Centers




Others

Specification



Pluslife Mini Dock

Dimension	101 x 91 x 65 mm
Weight	210 g
Connection	Computer software or mobile app
Operate temperature	15°C–30°C
Operate humidity	≤ 70%



Pluslife MTBC Card

Target pathogen	MTB-complex
Limit of detection (LoD)	50 CFU/mL
Turnaround time (TAT)	30 mins
Shelf life	13 months at room temperature
Sample type	Sputum

Guangzhou Pluslife Biotech Co.,Ltd.

 Floor 3, Block E, Runhui Science & Technology Park, No.18 Shenzhou RD, Huangpu District, Guangzhou, Guangdong, China

 +86-020-31703986  market@pluslife.com  www.pluslife.com



Website



LinkedIn



Line